

Client Station Setup for Using People's Daily Database

The procedures illustrated in this setup guide are for setting up client stations to properly access the People's Daily Network Database provided by TwinBridge Software Corporation.

There are two parts to this setup. After the first part of the setup is done, a user can browse and search the entire database contents with the client station. This part of setup **MUST** be completed before executing the second part of the setup.

The second part will enable a client station to properly display the original newspaper images in PDF with Adobe Reader 8 or later version. Please make sure the client station has Adobe Reader 8 or later version already installed.

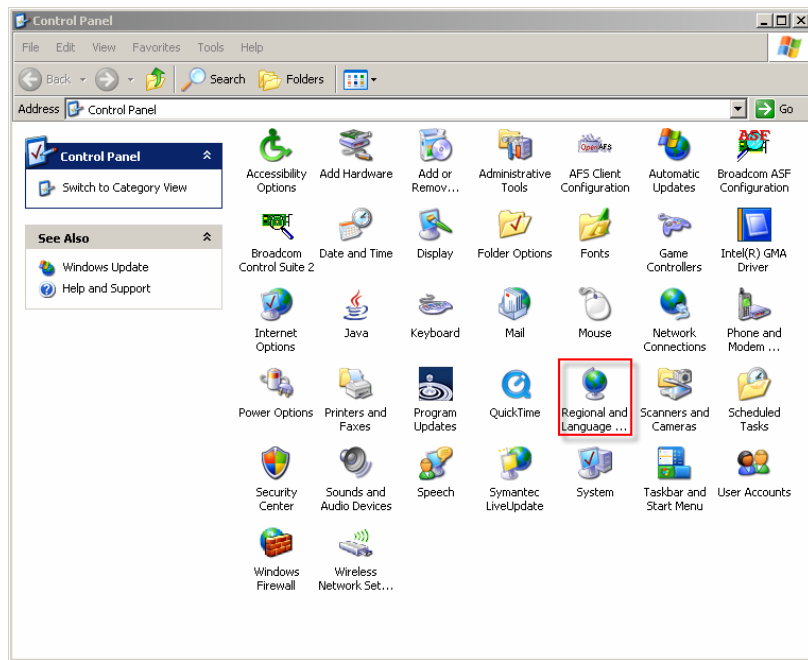
Please note:

Adobe Reader 8 is strongly recommended for client stations used to access People's Daily Database. Due to a Third-Party Plug-In support issue, Adobe Reader 7.x cannot print PDF files from the People's Daily database. A client station needs to be set up with this procedure **ONLY** once.

Setup Part I: Setting Language for Non-Unicode Programs

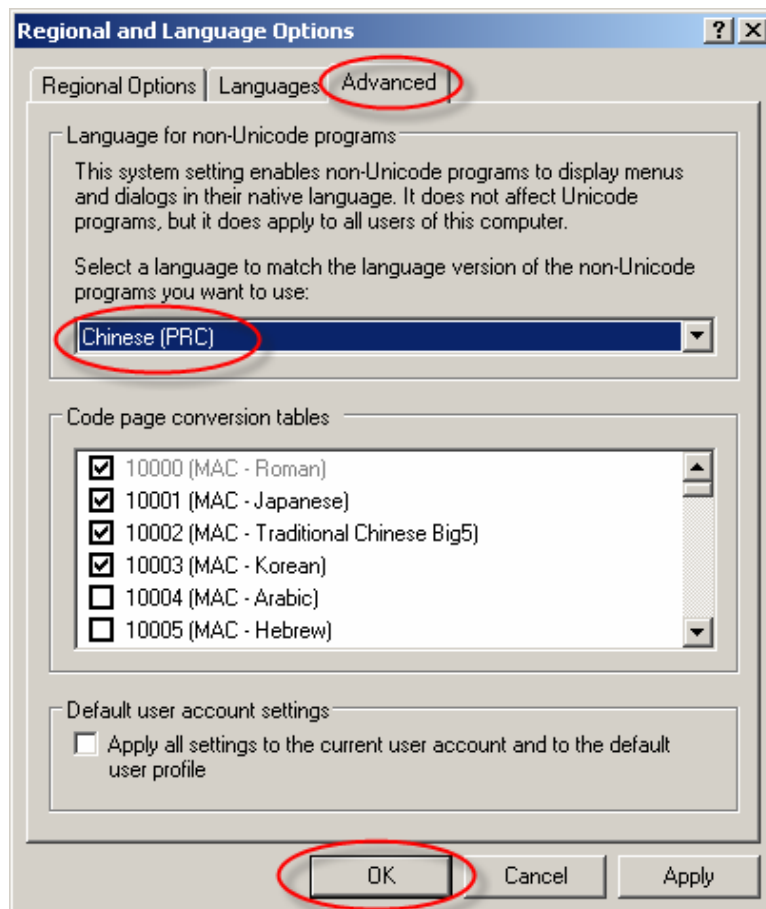
Please follow the instructions below to set the non-Unicode support to "Chinese (PRC)".

- Go to the Control Panel, select "Regional Options"
- With "Category View", double left click on "Date, Time, Language, and Regional Options."



Select "Regional and Language Options".

- Click on the Advanced tab, select "Chinese (PRC)" for Language for non-Unicode programs, then click OK.



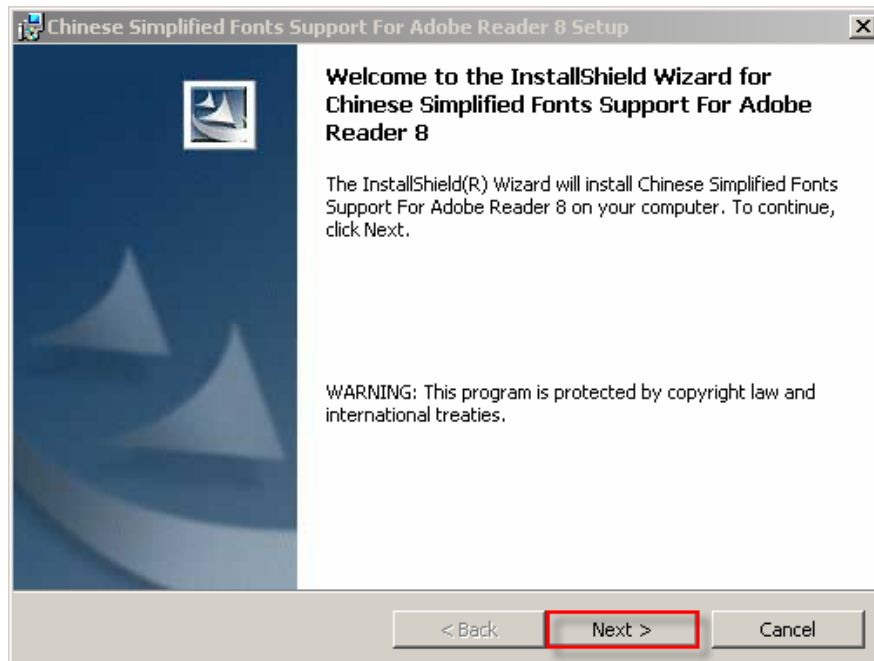
- Click on "Yes" to restart Windows when prompted

Setup Part II: Downloading and Installing Adobe Reader Chinese Fonts

In addition to full text, full-image reproductions of People's Daily newspaper are included in this digital archive as indexed and searchable PDF files for viewing. Setup Part II will enable client stations to properly display these PDF files in Simplified Chinese. An automated procedure "PDSetup4AR8.exe" which can be downloaded from <ftp://ftp.twinbridge.com/Public/PDSetup/PDSetup4AR8/> will do this part of the setup.

Double click on executable file "PDSetup4AR8.exe". It will carry out the following tasks:

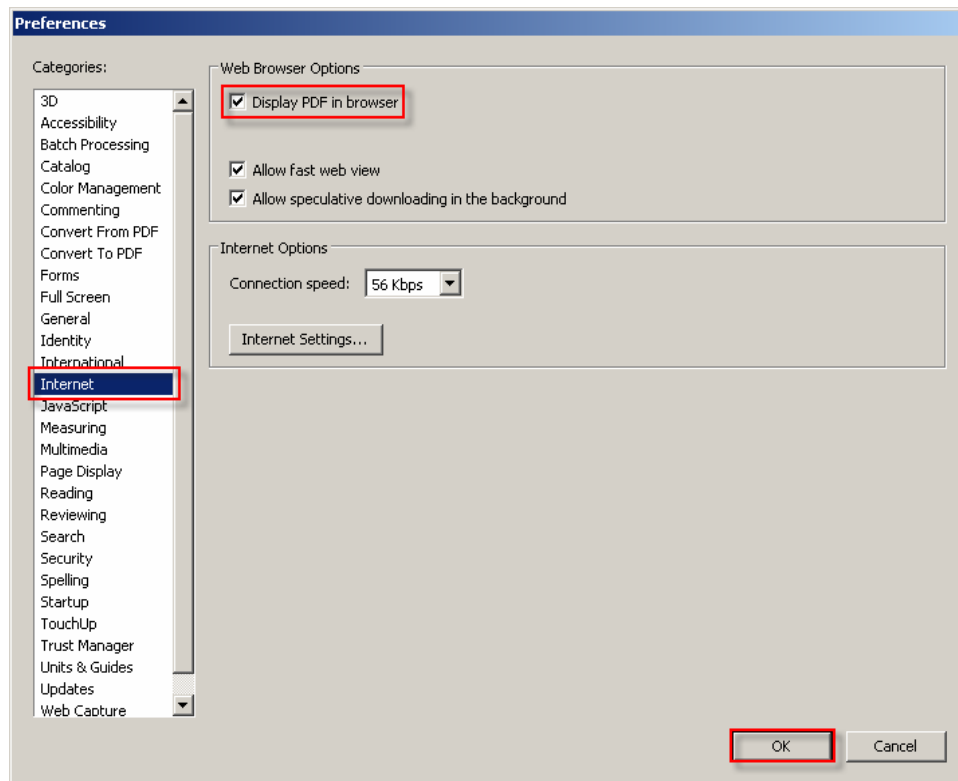
- Installing Simplified Chinese support for Adobe Reader 8 or newer version. Click Next > Install.
- If you see the following window, Chinese Simplified Fonts Support for Adobe Reader 8 is already installed. Click on "Cancel" then "Yes" to confirm.



- Click on "Finish" when prompted.

Final step: You now need to change Internet preference setting for Adobe Reader.

- Open Adobe Reader, Edit > Preferences ... and change the Preferences setting as illustrated:



- Restart Windows if prompted to do so.
- You can then access the People's Daily database at <http://sul-as-daily.stanford.edu/>

For additional assistance, please contact the East Asia Library at (650) 725-3435 or eastasialibrary@stanford.edu